



District Report Card: 2017


State: Jharkhand	District: Jamtara
Class: 8	Subject: Mathematics
Schools: 49	Students: 1038


Participation/Coverage


Students

<div>GENDER</div> <div></div>	Boys				Girls			
	Number		%		Number		%	
	490		47.21		548		52.79	

<div>AREA</div> <div></div>	Rural				Urban			
	Number		%		Number		%	
	940		90.56		98		9.44	

<div>CATEGORY</div> <div></div>	SC		ST		OBC		GEN	
	Number	%	Number	%	Number	%	Number	%
	91	8.77	290	27.94	618	59.54	39	3.76

<div>CWSN</div> <div></div>	LD	VI	HI	S&LD	ID	Oth
	1	1	27	1	0	16

<div>Management</div> <div></div>	Government			Government-aided		
	Number		%	Number		%
	1038		100.00	0		0.00

Average Performance of Students in Mathematics (%)

Overall	Gender		Area		Management		Social Group			
	Male	Female	Rural	Urban	Govt.	Aided	SC	ST	OBC	GEN
50.24	49.07	51.28	49.23	59.86	50.24	0.00	50.26	47.70	51.27	52.65

Performance on Learning Outcomes (LOs)

Learning Outcomes	Description	Average Performance(%)
M601	Solves problems involving large numbers by applying appropriate operations	50.10
M606	Solves problems on daily life situations involving addition and subtraction of fractions / decimals	56.14
M620	Finds out the perimeter and area of rectangular objects in the surroundings like floor of the class room, surfaces of a chalk box etc.	56.93
M621	Arranges given/collected information in the form of table, pictograph and bar graph and interprets them	49.51
M702	Interprets the division and multiplication of fractions	45.66
M705	Solves problems related to daily life situations involving rational numbers	53.28
M706	Uses exponential form of numbers to simplify problems involving multiplication and division of large numbers	47.81
M707	Adds/subtracts algebraic expressions	67.53
M710	Solves problems related to conversion of percentage to fraction and decimal and vice versa	46.10
M717	Finds out approximate area of closed shapes by using unit square grid/graph sheet	42.50
M719	Finds various representative values for simple data from her/his daily life contexts like mean, median and mode	57.64
M721	Interprets data using bar graph	62.48
M801	Generalizes properties of addition, subtraction, multiplication and division of rational numbers through patterns	39.81
M802	Finds rational numbers between two given rational numbers	49.52
M803	Proves divisibility rules of 2, 3, 4, 5, 6, 9 and 11	61.40
M804	Finds squares, cubes, square roots and cube roots of numbers using different methods	60.38
M808	Uses various algebraic identities in solving problems of daily life	32.57
M812	Verifies properties of parallelogram and establishes the relationship between them through reasoning	40.62
M818	Finds surface area and volume of cuboidal and cylindrical object	21.14
M819	Draws and interprets bar charts and pie charts	44.89

Range of Performance of Students who Answered Correctly							
Below 30%		30% - 50%		50% - 75%		Above 75%	
Number	%	Number	%	Number	%	Number	%
256	24.66	258	24.86	350	33.72	174	16.76

Lowest Performing Learning Outcomes (LOs)

- 1 - Finds surface area and volume of cuboidal and cylindrical object (21.14)
- 2 - Uses various algebraic identities in solving problems of daily life (32.57)
- 3 - Generalizes properties of addition, subtraction, multiplication and division of rational numbers through patterns (39.81)

- 4 - Verifies properties of parallelogram and establishes the relationship between them through reasoning (40.62)
- 5 - Finds out approximate area of closed shapes by using unit square grid/graph sheet (42.50)